



Dear Store,
Here is your Weekly Report for Store 50007.
Report for Week: 10 of 2025

Overview

Year To Date Net Sales:

Net Sales: \$219,459
PY Sales: \$211,741
Growth: 3.6%

Year To Date Same Store Sales:

Net Sales: \$219,459
Growth: 3.6%

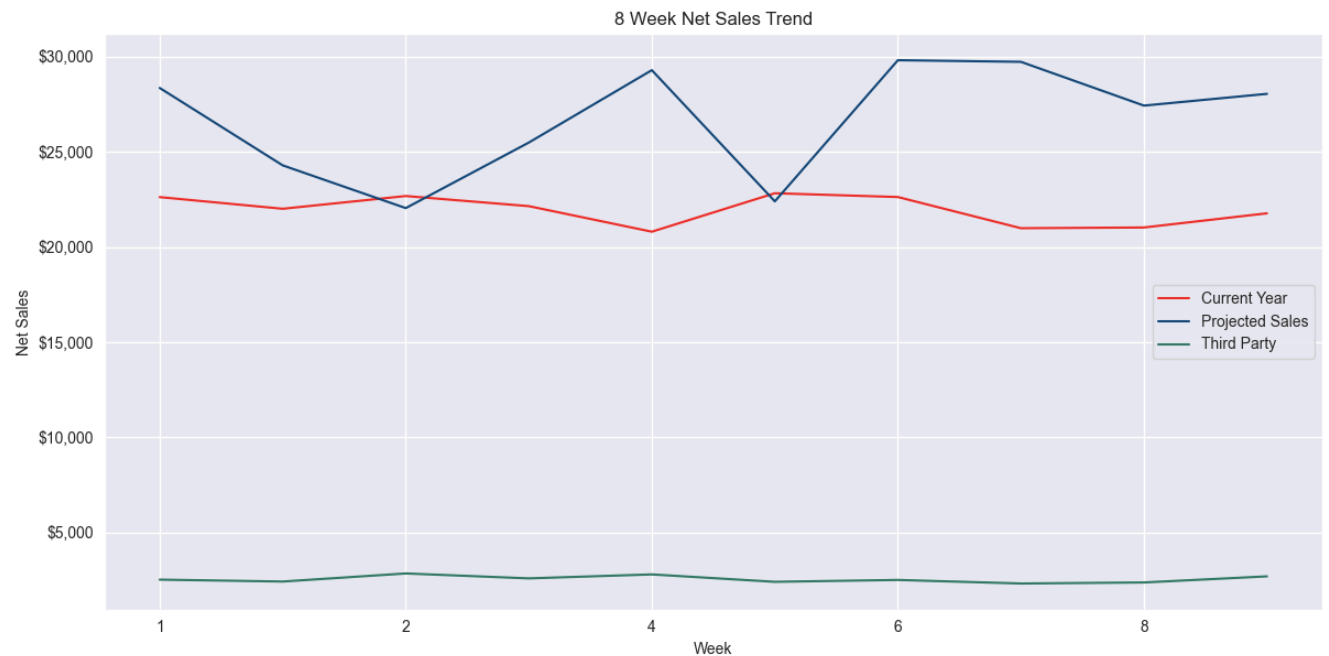
Weekly Net Sales:

Net Sales : \$22,005.71
Projected Sales : \$24,285
3rd Party : \$2,421

YTD Average Weekly Sales: \$21,946

Average Transaction Value: 19.99

Net Sales



Weekly Net Sales Breakdown

Store Name	Site ID	Current Week	Projected Sales	Previous Week	Growth	Week Sales Rank CY	Alert
Middletown	50007	\$22,006	\$24,285	\$21,767	1.1%		

* Alert if weekly growth is below -10%

* Week Sales Rank CY returned if the Current Week Sales is in the top 3 of Sales for the year.

SSS YOY Table

Store Name	Site ID	Last Name	Current Week	PY Current Week	Weekly Growth	PY YTD Net Sales	CY YTD Net Sales	Yearly Growth	Alert
Middletown	50007	Manager 7	\$22,006	\$22,232	-1.0%	\$211,741	\$219,459	3.6%	

* Only Sales from Stores with Past Year Sales are returned

* Alert if YOY growth is below -10%

[Drill Into Details Here](#)

Weekly Average Net Sales / Transactions / Bread Stats

Site ID	Avg Weekend Net Sales	Avg Weekday Sales	Avg Lunch (9-3) Net Sales	Avg Close (3-9) Net Sales	Avg Lunch (9-3) %	Avg Close (3-9) %	Avg Weekend Bread Count	Avg Weekday Bread Count	Avg Lunch (9-3) Bread Count	Avg Close (3-9) Bread Count	Avg Weekend Transactions	Avg Weekday Transactions	Avg Lunch (9-3) Transactions	Avg Close (3-9) Transactions
50007	\$3,591	\$2,965	\$1,566	\$1,565	50.0%	50.0%	157	131	65	73	165	154	80	77

Sales Type Breakdown

Store Name	Site ID	Walk In	Online Sales	3rd Party	Total Online
Middletown	50007	62.1%	26.9%	11.0%	37.9%

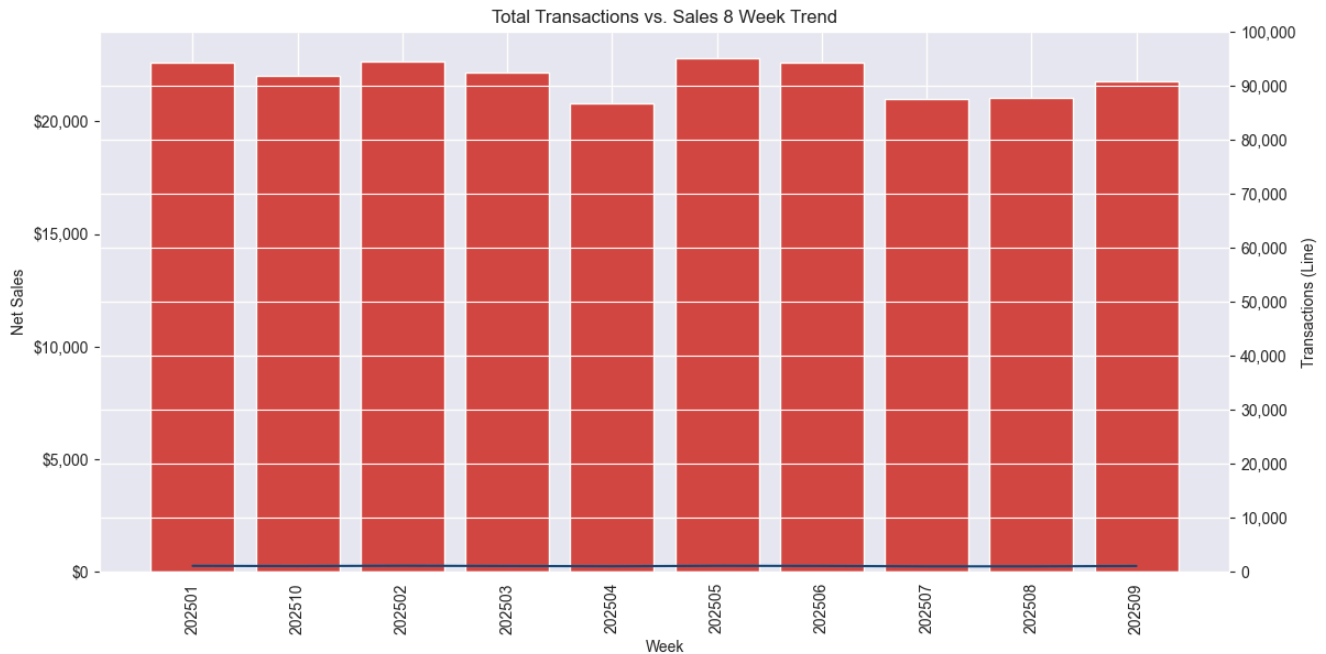
Ezcatel Completed Orders

Site ID	Store Name	Last Name	Number of Orders	Net Sales
50007	Middletown	Manager 7	1	\$171.64

Catering Sales

Site ID	Store Name	Last Name	Catering Tickets	Catering Sales	Catering %
50007	Middletown	Manager 7	7	\$1,990.52	9.1%

Transactions

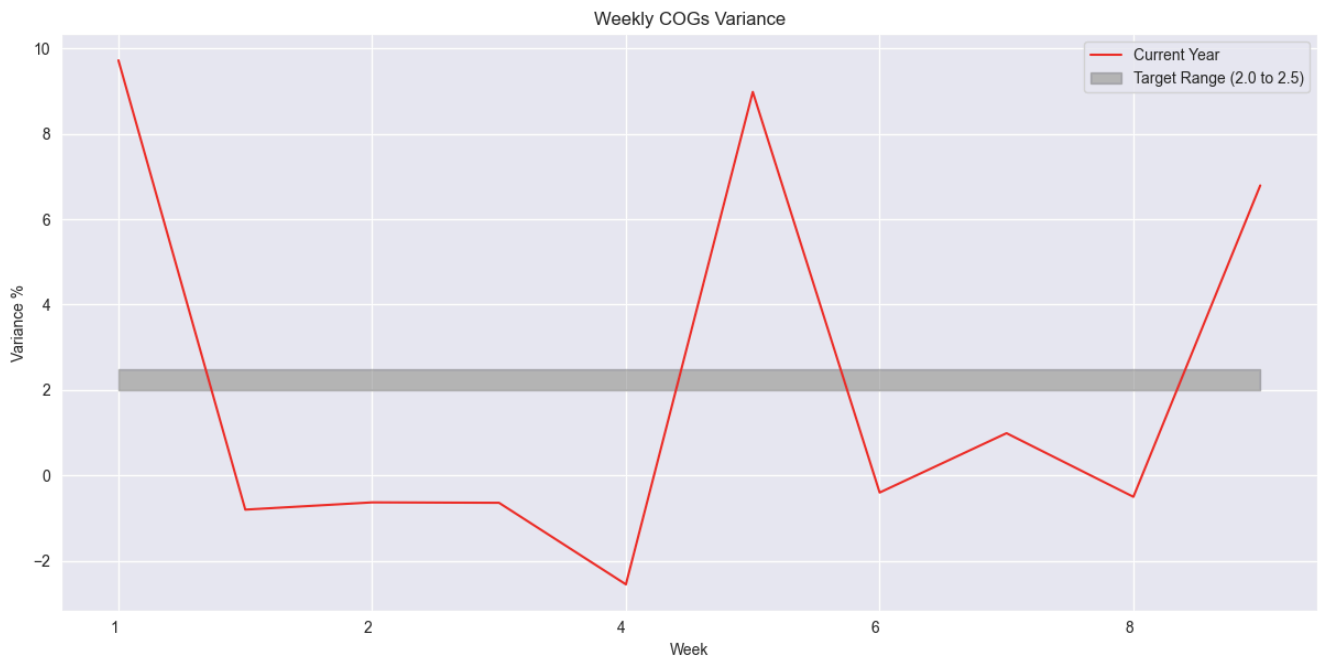


Weekly Transactions Breakdown

Store Name	Site ID	Current Week	Previous Week	Previous Year	YOY Growth %	Alert
Middletown	50007	1,101	1,112	1,231	-10.6%	ALERT

* Alert if weekly growth is below -10%

Cost Of Goods



Weekly COGs Breakdown

Store Name	Site ID	Discarded Bread	Non-Paper Actual %	Non-Paper Theoretical %	Non-Paper Variance %	Overall Actual %	Overall Theoretical %	Overall Variance %	Above	Below	NCD	Alert
Middletown	50007	-22.0	26.04%	26.84%	-0.80%	26.04%	26.84%	-0.80%			ALERT	ALERT

* Alert if variance is above target

[Drill Into Details Here](#)

Inventory Analysis

Site ID	Current Week End Value	Previous Week End Value	4 Week Average	8 Week Average	4 Week Alert	8 Week Alert
50007	\$8,687	\$19,389	\$12,462	\$12,486		

* 4 Week Alert if End Value > Previous Week Value for 4 Weeks

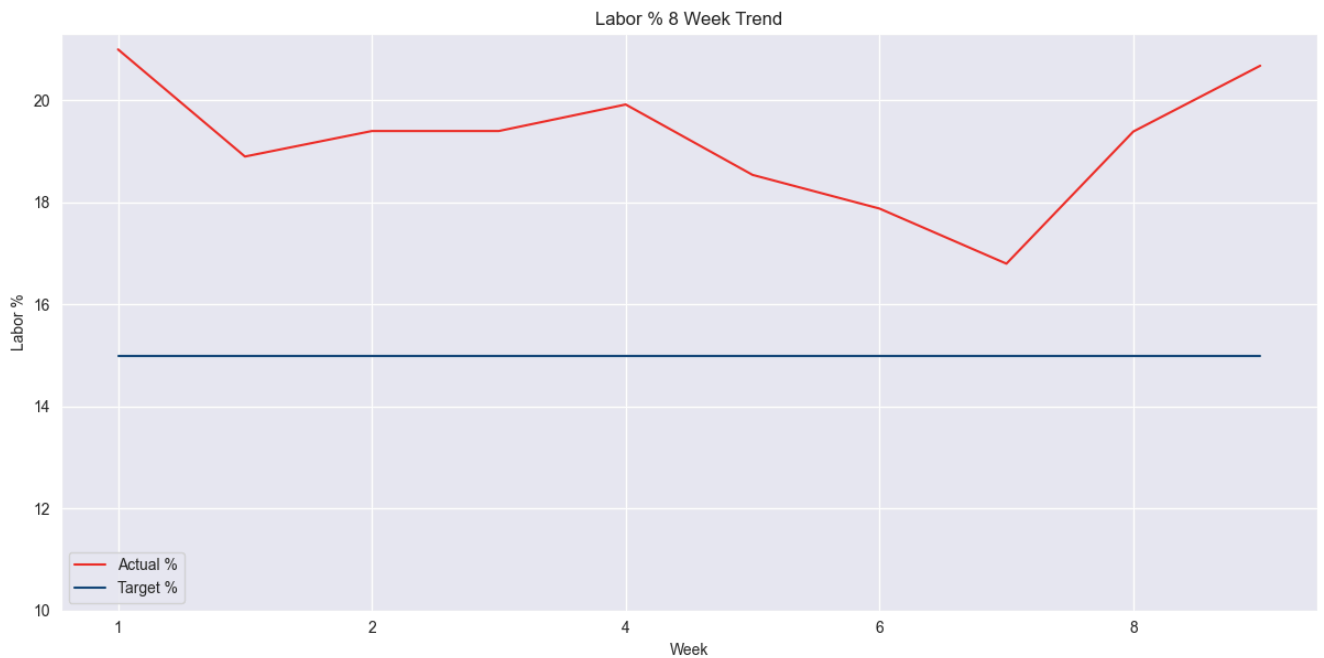
* 8 Week Alert if End Value > Previous Week Value for 8 Weeks

Bread Counts



Site ID	Store Name	Last Name	Daily Avg CW	Bread Count CW	Bread Count PW	Bread Count PY	Bread Count CP	Bread WOW%	Bread YOY%	Bread Per Labor Hour	Weekly Avg	Average Bread Value	Average Transaction Value	ATV Walk-In	ATV Online	ATV Third-Party
50007	Middletown	Manager 7	139	971	952	1,039	1,923	2.0%	-6.5%	3.76	972	\$22.67	\$19.99	\$18.89	\$21.16	\$24.71

Labor



Weekly Labor Breakdown

Store Name	Site ID	Actual %	Training %	Target %	Bread Per Labor Hour	Avg Wage	Shift Cost	Actual Hours	Scheduled Hours	Overtime Hours	Scheduled Overtime Hours	Shift Count	Headcount	GM Hours	DM Hours	Manager Peak Hours	Alert
Middletown	50007	18.9%	0.0%	15.0%	3.76	\$16.13	\$4,160	258	247	9	0	84	95	48	0	50%	ALERT

* Alert if labor actual % is above labor target %

* Bread per Labor Hour is calculated as Bread Count Current Week/Hours Worked Current Week.
The jobs included in the calculation are Crew Member, Shift Leader in Training, Shift Leader, and Assistant Manager.
[Drill Into Details Here](#)

Total Discounts and Coupons:

7.70% | \$1,694.58

Store Daily Promotions

Site ID	Net Sales	Coupon Count	Coupon Amount	Coupon %	Loyalty Count	Loyalty Amount	Loyalty %	Discount Count	Discount Amount	Discount %	Total Count	Total Amount	Total %
50007	\$22,005.71	31	\$332.53	1.51%	87	\$1,022.24	4.65%	38	\$339.81	1.54%	156.00	\$1,695	7.70%

Coupons

1.51% | \$332.53

Top 10 Coupons Used:

Count	Amount	Description
15	\$201.45	Third Party Item Discount
7	\$73.63	Grassroots Cards - Free Sub (No Purch)
4	\$9.33	\$2 of any sub
1	\$10.96	Huddle - B1G1 Reg Sub
1	\$2.22	2.00 off any sub
1	\$2.47	\$2 off any Sub
1	\$11.07	Huddle - Free Reg Sub
1	\$10.48	Buy reg sub, get reg sub free

Stores Coupons Used:

Count	Amount
31	\$332.53

Loyalty Coupons

4.65% | \$1,022.24

Top 10 Loyalty Coupons Used:

Count	Amount	Description
62	\$700.41	Loyalty E-Program - Free Regular
11	\$220.55	Loyalty E-Program - Free Giant
11	\$93.95	Loyalty E-Program - Free Mini
2	\$18.81	Loyalty - Free Sub (No Purchase)
1	\$3.58	Loyalty - Free Combo w/ Sub

Stores Loyalty Coupons Used:

Count	Amount
87	\$1022.24

Discounts

1.54% | \$339.81

Top 10 Discounts Used:

Amount	Count	Description
\$143.40	14	Employee Free Sub
\$24.54	9	Military
\$77.76	7	Employee Free Regular Sub/Wrap/Bowl
\$75.42	6	Grass Roots
\$7.20	2	Employee 50% ITEM Discount

Stores Discounts Used:

Count	Amount
38	\$339.81

SOCI Review Weekly Breakdown

Site ID	Store Name	CW Ratings	PW Ratings	CW Review Count	PW Review Count	Avg Rating	Alert
50007	Middletown	3.81	5.50	1	1	5.09	ALERT

Zenput Completion Rate

Site ID	Store Name	Last Name	Total Tasks	Completed Tasks CW	CW Completion %	Completed Tasks PW	PW Completion %	Completed Tasks CP	CP Completion %
50007	Middletown	Manager 7	470	36	8.4%	39	8.9%	75	8.7%

Lead Time Changes

Site ID	Store Name	Last Name	Changes CW	Changes PW	12 Week Total Changes
50007	Middletown	Manager 7	0	0	0

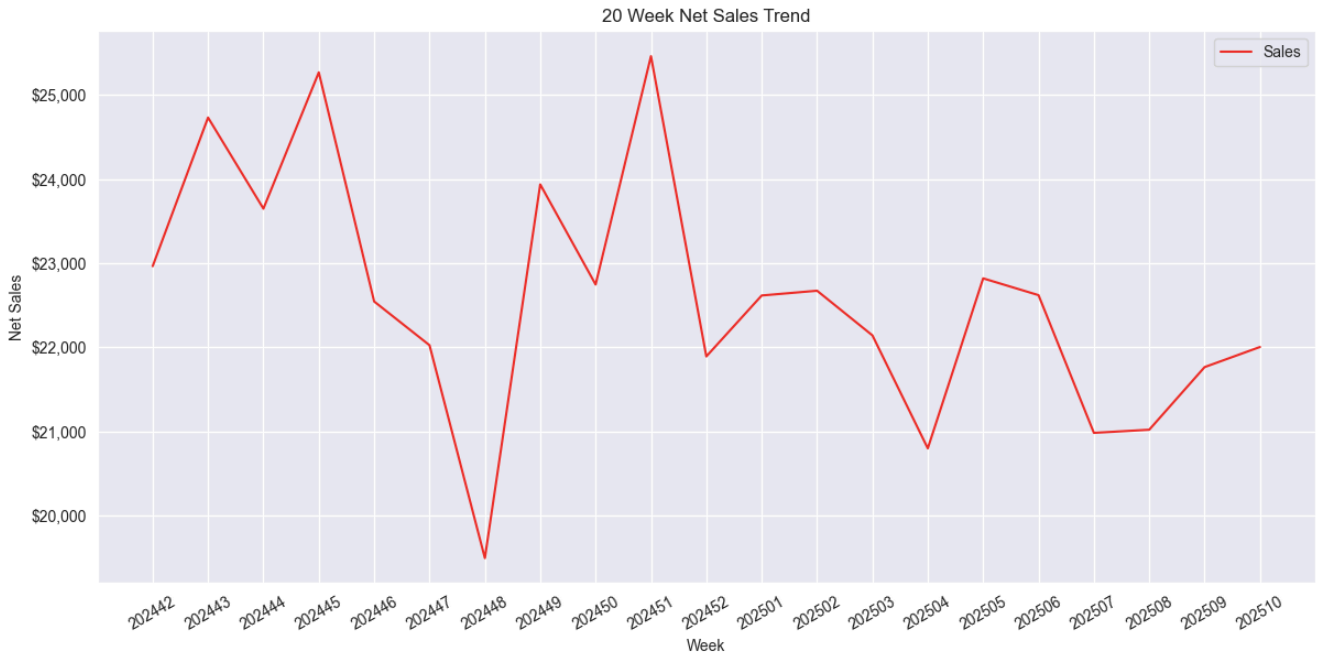
Theft Prevention

Store Name	Site ID	Cancelled Tickets	Refund Value	Refund Count	Approved Disputes Value	CW 3rd Party Refunds	PW 3rd Party Refunds	Payouts	Disc/Coup	Disc/Coup %	Cancelled Alert	Disc/Coup Alert	Refund Alert
Middletown	50007	35	\$9	1	0	0	0	\$0	\$1,695	7.7%			

Third Party Sales

Store Name	Site ID	Ubereats Sales CW	Doordash Sales CW	Grubhub Sales CW	UberEats % CW	DoorDash % CW	GrubHub % CW	Ubereats Sales PW	Doordash Sales PW	Grubhub Sales PW	UberEats % PW	DoorDash % PW	GrubHub % PW	Third Party Alert
Middletown	50007	\$581.83	\$1763.55	\$75.98	24.0%	72.8%	3.1%	\$392.32	\$2143.61	\$157.60	14.6%	79.6%	5.8%	None

20 Week Sales Trend



Period To Date Performance

Store	Net Sales	Labor Actual	Labor Target	Bread Count	Actual Hours	Bread Per Labor Hour	Avg Wage	COGs Actual	COGs Theoretical	COGs Variance	Avg Daily Net Sales	PY Period Sales	YTD Net Sales	PY YTD Net Sales	YTD Labor %	YTD Cogs Usage Actual	YTD Cogs Variance %
Middletown	\$43,772.29	19.8%	15.0%	1,923.12	518.22	3.71	\$16.71	34.2%	31.3%	3.0%	\$3,126.59	\$45,355.79	\$219,459.15	\$211,741.00	19.2%	\$68,267.37	2.2%

2025 Quarter Dates

Quarter	Start Date	End Date
1	12-30-2024	04-20-2025
2	04-21-2025	07-13-2025
3	07-14-2025	10-05-2025
4	10-06-2025	12-28-2025

2025 Period Dates

Period	Start Date	End Date
1	12-30-2024	01-26-2025
2	01-27-2025	02-23-2025
3	02-24-2025	03-23-2025
4	03-24-2025	04-20-2025
5	04-21-2025	05-18-2025
6	05-19-2025	06-15-2025
7	06-16-2025	07-13-2025
8	07-14-2025	08-10-2025
9	08-11-2025	09-07-2025
10	09-08-2025	10-05-2025
11	10-06-2025	11-02-2025
12	11-03-2025	11-30-2025
13	12-01-2025	12-28-2025