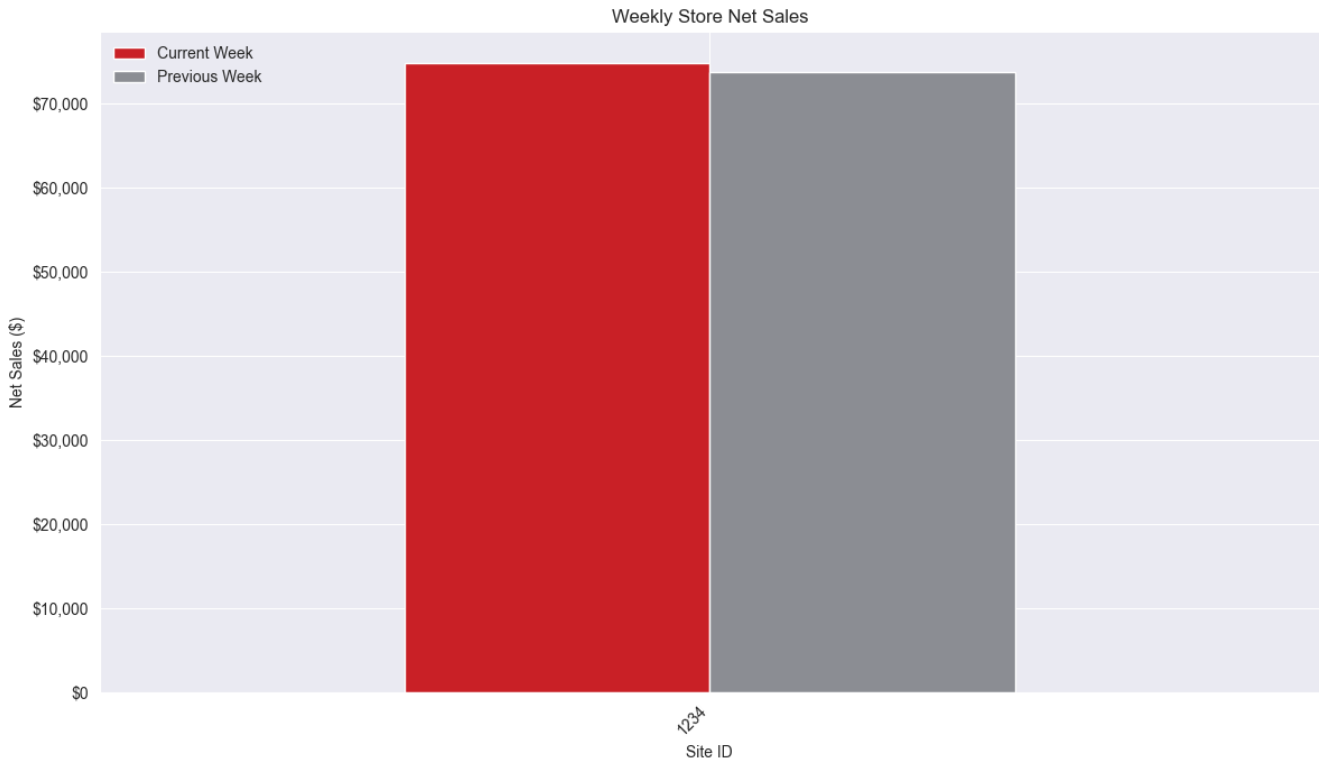


Dear Vantage,

Here is your Weekly Store Manager Performance for DHC

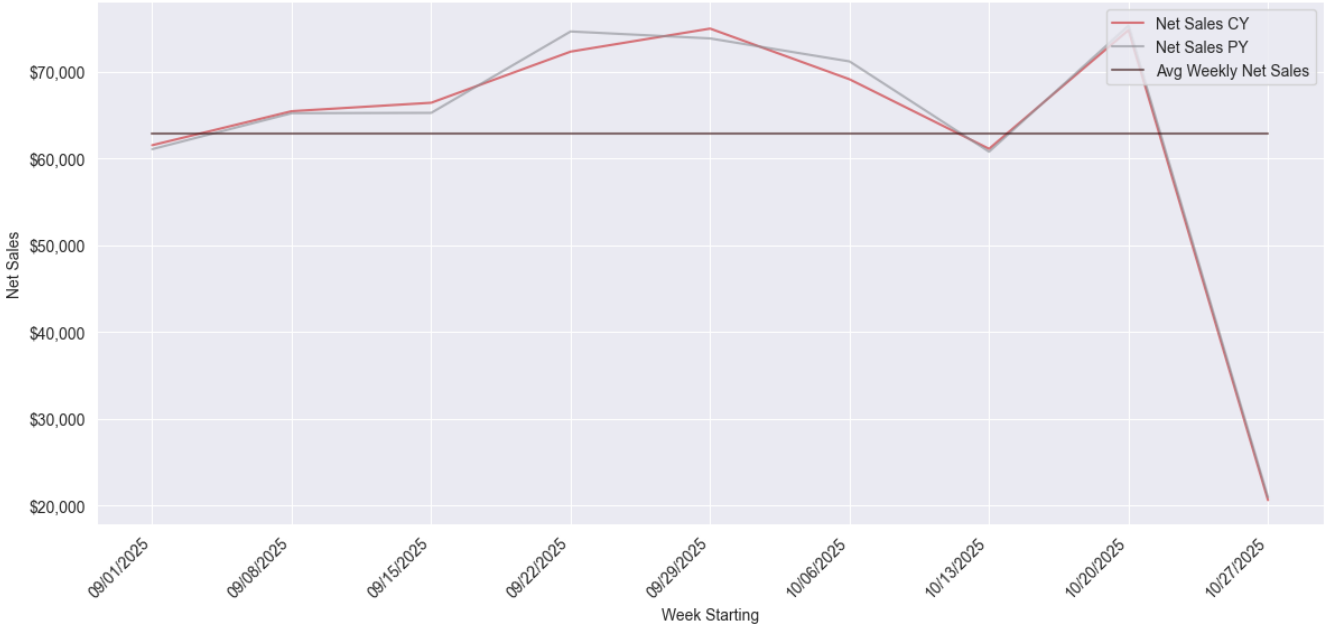
For Week: 2025-10-20 - 2025-10-26

Net Sales By Store Comparison



8 Week Sales Trend

Eight Week Net Sales Trend



Net Sales By Store

Site ID	Net Sales CW	Net Sales PY CW	Sales Growth % CW	Transactions CW	Transactions PY CW	YOY Transactions Growth % CW	Entree Count CW	Labor % CW	Target % CW	Per Labor Hour CW	Productivity CW	ATV CW
1234	\$74,791	\$75,301	0.5%	3,097	3,072	0.3%	4,330	0.8%	197.6%	\$88	5.1	\$24.15
Total	\$74,791	\$75,301	0.5%	3,097	3,072	0.3%	4,330	0.8%	197.6%	\$88	5.1	\$24.15

SSS YOY

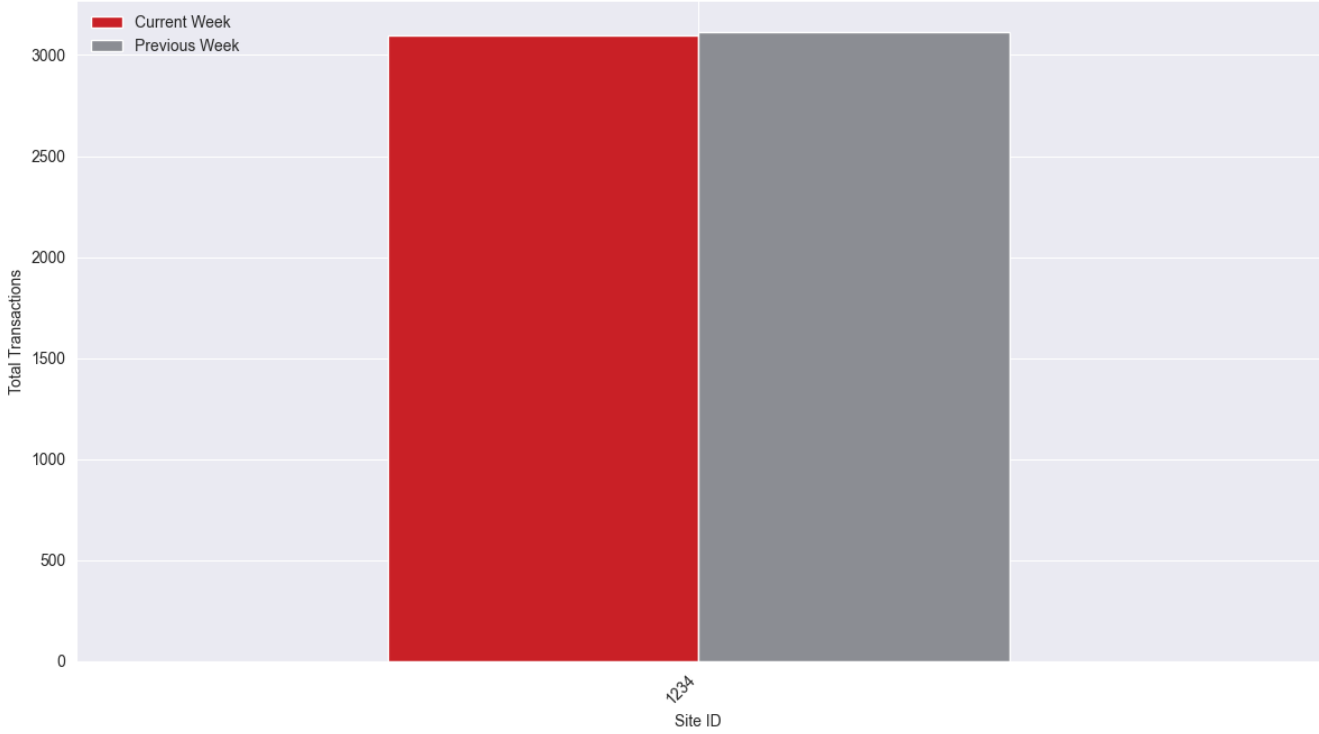
Site ID	Net Sales CW	Net Sales PY CW	SSS Growth % CW	Net Sales YTD CW	Net Sales PY YTD CW	SSS Growth YTD % CW
1234	\$74,791	\$75,301	0.5%	\$3,131,216	\$3,152,825	0.5%
Total	\$74,791	\$75,301	0.5%	\$3,131,216	\$3,152,825	0.5%

Sales Type

Site ID	Walkin \$ CW	Walkin % CW	Online \$ CW	Online % CW	Third Party \$ CW	Third Party % CW
1234	\$53,982	72.2%	\$10,782	14.4%	\$10,027	13.4%
Total	\$53,982	72.2%	\$10,782	14.4%	\$10,027	13.4%

Transactions By Store Comparison

Weekly Store Total Transactions



Orders Over \$100

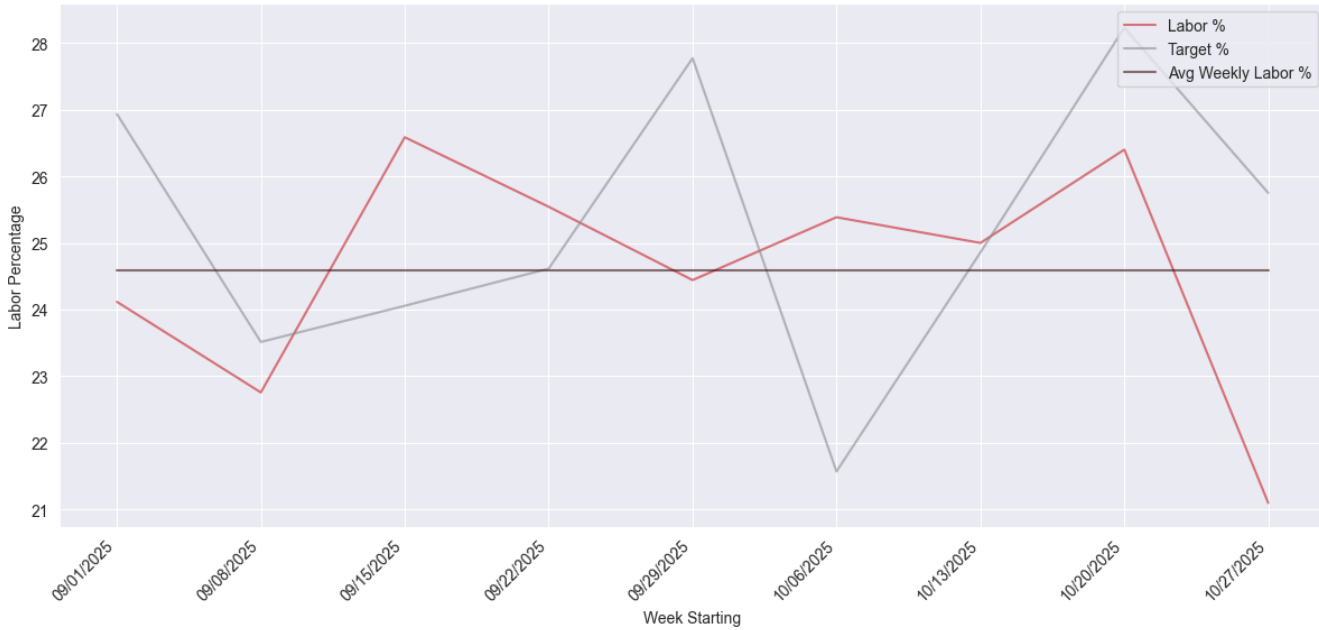
Site ID	Total Payment CW
1234	\$1,920

Slushers and Shakes

Site ID	Category CW	Gross Sales CW	Count CW	Pct of Net Sales CW
1234	Shakes	\$12,994	651	16.4%
1234	Slushers	\$26,152	1,513	16.2%

8 Week Labor Trend

Eight Week Labor Percentage Trend



Store Promotions

Site ID	Net Sales CW	Discount Count CW	Discount Amount CW	Discount % CW	Shift Count CW
1234	\$74,791	212	\$2,742	3.7%	39

Site ID	Net Sales CW	Discount Count CW	Discount Amount CW	Discount % CW	Shift Count CW
Total	\$74,791	212	\$2,742	3.7%	39

Discounts Redeemed

Site ID	Count CW	Amount CW
1234	204	\$1,868

Refunds

Site ID	Refund Amount CW	Voids Amount CW	Cancelled Amount CW	Total Amount CW
1234	\$116	\$148	\$84	\$348
Total	\$116	\$148	\$84	\$348

Refunded Tickets

Site ID	Refund Amount CW
1234	\$151

Labor KPI

Site ID	Scheduled Hours CW	Actual Hours CW	Overage Hours CW
1234	914	848	-66
Total	914	848	-66

COGS

Site ID	Overall \$ CW	Overall % CW	Food \$ CW	Food % CW	Paper \$ CW	Paper % CW	Beverage \$ CW	Beverage % CW	Oil \$ CW	Oil % CW	CO2 \$ CW	CO2 % CW
1234	\$12,364	24.1%	\$7,670	18.1%	\$1,917	2.7%	\$1,534	2.2%	\$383	0.5%	\$127	0.2%
Total	\$12,364	24.1%	\$7,670	18.1%	\$1,917	2.7%	\$1,534	2.2%	\$383	0.5%	\$127	0.2%